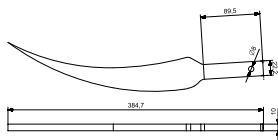


EXTRACTORES DE CHAVETAS / TAPER KEY EXTRACTOR

Características de Chavetas / Characteristics of tapers



Extractor de chavetas recto con cabeza. Especial para uso industrial y agrícola. Muy eficaz en cosechadoras y empacadora. / Straight key extractor with head. Special for industrial and agricultural use. Very effective in combines and balers.



Chavetas Rectas / Straight taper

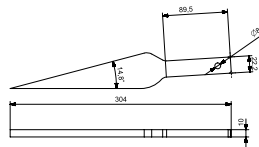
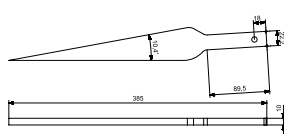
Ref.	Longitud total / Total length	Longitud mango / Handle length	Espesor / Thickness
60991B	385	89,5	10
60991C	304	89,5	10



Es



En



Chaveta curvada / Curved taper

Ref.	Longitud total / Total length	Longitud mango / Handle length	Espesor / Thickness
60991	385	89,5	10



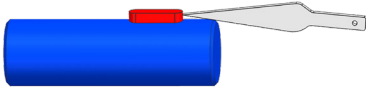
Es



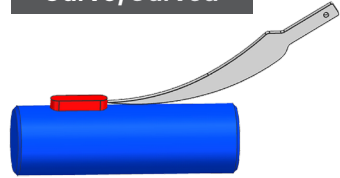
En

Instrucciones de uso / Usage instructions

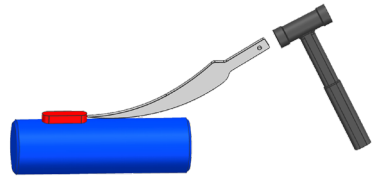
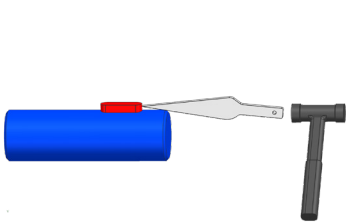
Recto/Straight



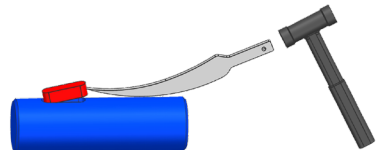
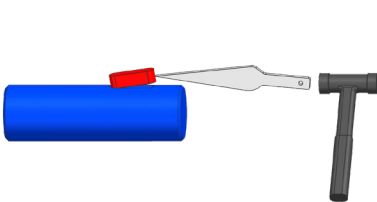
Curvo/Curved



- 1 Coloca el extractor en la ranura de la chaveta, asegurándote de que esté bien encajado. / Place the extractor in the taper, making sure it is properly engaged.



- 2 Aplica presión o golpea suavemente el extremo del extractor con una maza. Esto aflojará la chaveta. / Apply pressure or gently tap the end of the extractor with a mallet. This will loosen the taper.



- 3 Continúa aplicando presión o golpeando hasta que la chaveta se libere por completo de su asiento. / Continue applying pressure or tapping until the taper is completely released from its seat.

Instrucciones de uso generales / General use instructions



- 1- Mantenga las normas de higiene y seguridad en el trabajo. / Maintain safety and hygiene standards at work.
- 2- Utilice los elementos de protección individual obligatorios. / Always wear suitable personal protective equipment.